


Collage Art

LOREM IPSUM DOLOR SIT AMET, CONSECTETUER ADIPISCING ELIT



Collage



- ▶ Get ideas from your materials
 - ▶ Think about a theme as you go
 - ▶ How will your pieces interact?
- 

Interact with your background



Each item you add changes the meaning




Relax changes to Party

PRO TIP

Slice the hammock edge to insert the person.



Cut out shapes
Patch in a from
the back




Textures Rip/Glued



Collect Whats on your mind




Break apart Add design



Paint with ripped papers





Paint over glued down papers



Text



Get inspiration from the materials you find

- ▶ Interact with your background
- ▶ Create a theme with what you pick
- ▶ Cut out items and add layers to the back
- ▶ Break apart an image and add in design to connect
- ▶ Paint over glued down layers
- ▶ Create textures with ripping and gluing layers
- ▶ Paint with ripped papers
- ▶ Get abstract





resources

[HTTPS://WWW.EYEEM.COM/BLOG/THE-COLLAGE-WORK-OF-SIMONE-CIHLAR](https://www.eyem.com/blog/the-collage-work-of-simone-cihtar)